

### CTTFB0505-1T Transformer



RoHS



### FEATURES

- Compact SMD package
- I/O isolation test voltage 3000VAC/4250VDC
- Operating ambient temperature range: -40°C to +125°C
- Meets EN62368 standards
- Meet AEC-Q200 standards(testing)

CTTFB0505-1T transformers feature 3000VAC/4250VDC primary side to secondary side and operating temperature of -40°C to +125°C. Compatible with SCM1201ATA used as an 1W DC-DC converter with 5V input. They are suitable for: pure digital circuits, low frequency analog circuits, relay-driven circuits and data switching circuits.

### Selection Guide

Part No.	Input Voltage(VDC)	Output Voltage(VDC)	Output Current(mA) Max.	Power (W)
	Nominal (Range)			
CTTFB0505-1T	5 (4.5-5.5)	5	200	1

Note: Pins and phase points of the transformers refer to Phase Diagram.

### General Specifications

Item	Operating Conditions	Min.	Typ.	Max.	Unit
Inductance(L) <sup>①</sup>	pin 1 to pin 3	338.7	564.5	790.3	μ H
	pin 6 to pin 4	442.3	737.3	1032.2	
DCR	pin 1 to pin 3	--	0.53	--	Ω
	pin 6 to pin 4	--	0.65	--	
Isolation	Primary-Secondary Electric Strength Test for 1 minute with a leakage current of 1mA max.	4250	--	--	VDC
		3000	--	--	VAC
Isolation Capacitance	Primary-Secondary capacitance at 100kHz/0.1V	--	20	--	pF
Voltage-Time <sup>②</sup>		11	--	--	Vus
Storage Humidity	Non-condensing	--	--	95	%RH
Operating Temperature <sup>③</sup>		-40	--	+125	℃
Storage Temperature <sup>④</sup>		-55	--	+125	
Reflow Soldering Temperature <sup>⑤</sup>		Peak temp. ≤245℃ , maximum duration time ≤60s over 217℃.			
Moisture Sensitivity Level (MSL)	IPC/JEDEC J-STD-020D.1	Level 1			

Notes: ① Test conditions: 100kHz/0.1V;

② Product of input voltage and excitation time;

③ The temperature of the transformer(ambient plus temperature rise) should be within the operating temperature range;

④ The storage temperature of the transformer only;

⑤ We suggest that times of reflow soldering should not exceed twice, For actual application, please refer to IPC/JEDEC J-STD-020D.1.

### Mechanical Specifications

Case Material	Black plastic; flame-retardant and heat-resistant (UL94 V-0)
Dimensions	6.50 x 8.80 x 3.60mm
Weight	0.3g(Typ.)
Cooling Method	Free air convection

### Material certification

Material	UL No.
Wire	E234867
Bobbin	E150608
Varnish	E317427

## Phase Diagram

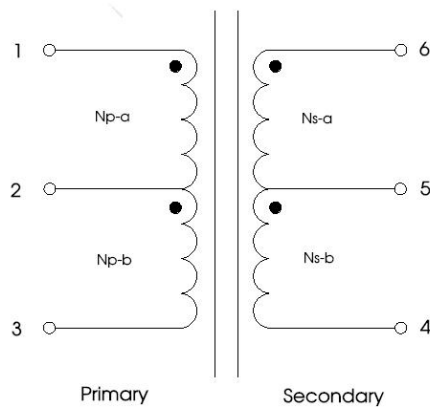


Fig. 1

Turns Ratio (Np: Ns)		
Output voltage(VDC)	Np-a: Ns-a	Np-b: Ns-b
5	1: 1.1 (Typ.)	

## Application Circuit

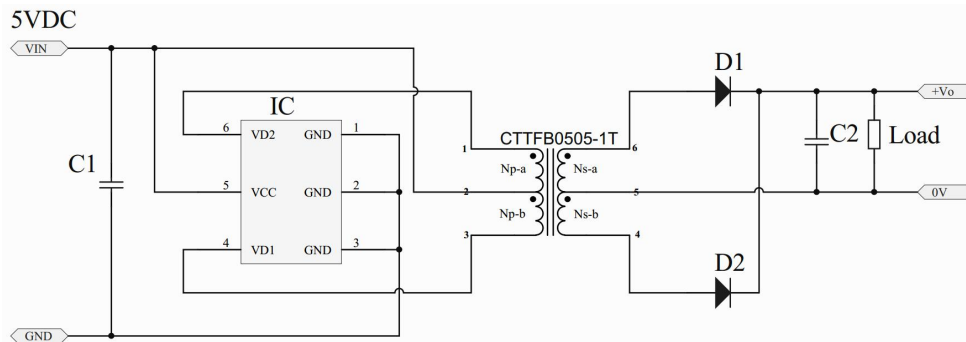


Fig. 2

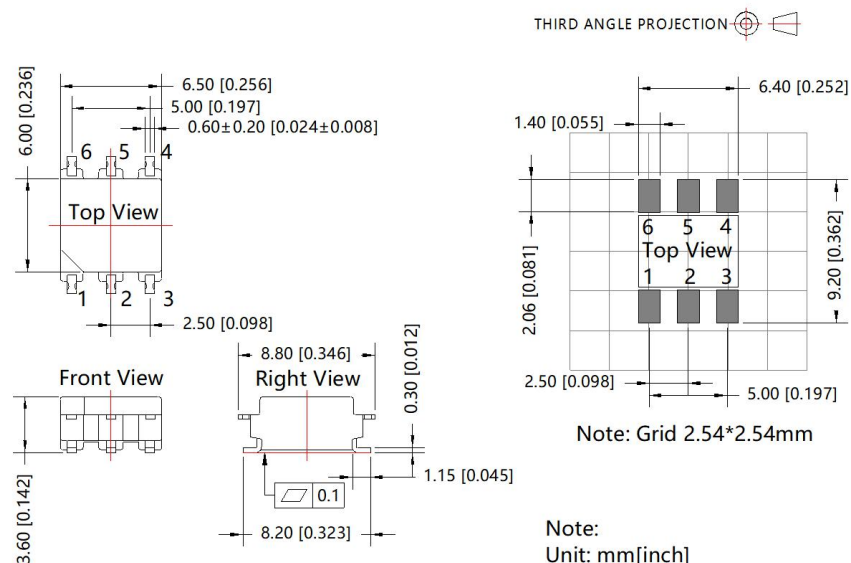
Table 1: Recommended parameters

IC	SCM1201ATA
C1	1μF/25V
C2	1μF/25V
D1	40V/1A
D2	40V/1A

### Notes:

1. If it is required to further reduce input and output ripple, the capacitance of C1 and C2 can be increased properly if required, and should be connected close to the pin terminal of the module.
2. In order to ensure the converter can work reliably with high efficiency, the minimum load should not less than 1% rated load when it is used. If the needed power is indeed small, please parallel a resistor on the output side (The sum of the efficient power and resistor consumption power is not less than 1%).

## Dimensions and Recommended Layout



Note: Grid 2.54\*2.54mm

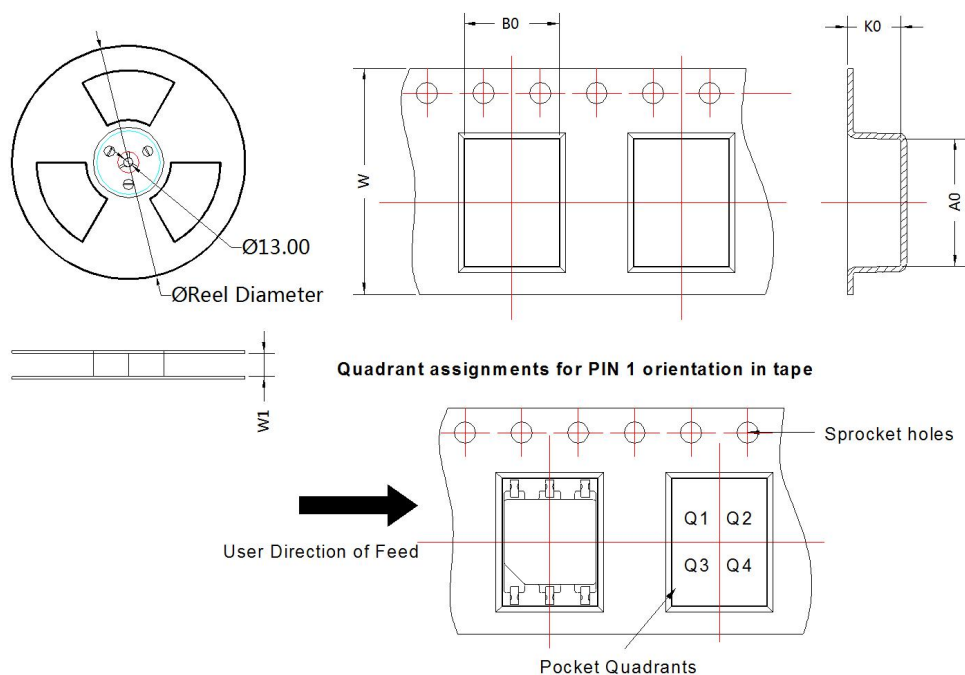
### Note:

Unit: mm[inch]

Pin section tolerances: ±0.10[±0.004]

General tolerances: ±0.50[±0.020]

## Tape and Reel Info



Device	Package Type	Pin	SPQ	Reel Diameter (mm)	Reel Width W1 (mm)	A0 (mm)	B0 (mm)	K0 (mm)	P1 (mm)	W (mm)	Pin1 Quadrant
CTTFB0505-1T	SMD	6	1000	330.0	16.4	9.00	6.70	3.80	12.00	16	Q3

### Notes:

1. For additional information on Product Packaging please refer to [www.mornsun-power.com](http://www.mornsun-power.com). Roll packaging bag number: 58200077;
2. Unless otherwise specified, parameters in this datasheet were measured under the conditions of Ta=25℃, humidity<75%RH, 100kHz and 100mV;
3. All index testing methods in this datasheet are based on our company corporate standards;
4. We can provide other analog transformer customization service, please contact our technicians directly for specific information;
5. Our products shall be classified according to ISO14001 and related environmental laws and regulations, and shall be handled by qualified units.

## MORNSUN Guangzhou Science & Technology Co., Ltd.

Address: No. 8 Nanyun 4th Road, Huangpu District, Guangzhou, China

Tel: 86-20-38601850

Fax: 86-20-38601272

E-mail: [info@mornsun.cn](mailto:info@mornsun.cn)

[www.mornsun-power.com](http://www.mornsun-power.com)